



INTRODUCTION

The advancements in PICU care has led to improved survival, off-set by an increase in morbidity¹
Function and health-related quality of life should be included in Pediatric Intensive Care Core Outcome Sets

Two tools currently used to assess morbidity:

- 1. Pediatric Disability Inventory-Computer Adaptive Test (PEDI-CAT)**
 - Well-validated, computerized, patient and/or caregiver-reported outcome measurement (PROM) tool
- 2. Functional status scale (FSS)**
 - Clinician-applied tool⁴

OBJECTIVES

The objective of this study was to evaluate the agreement between the clinician-applied tool (FSS) and patient-reported tool (PEDI-CAT)

We hypothesized that the FSS will have poor agreement with the patient reported PEDI-CAT score

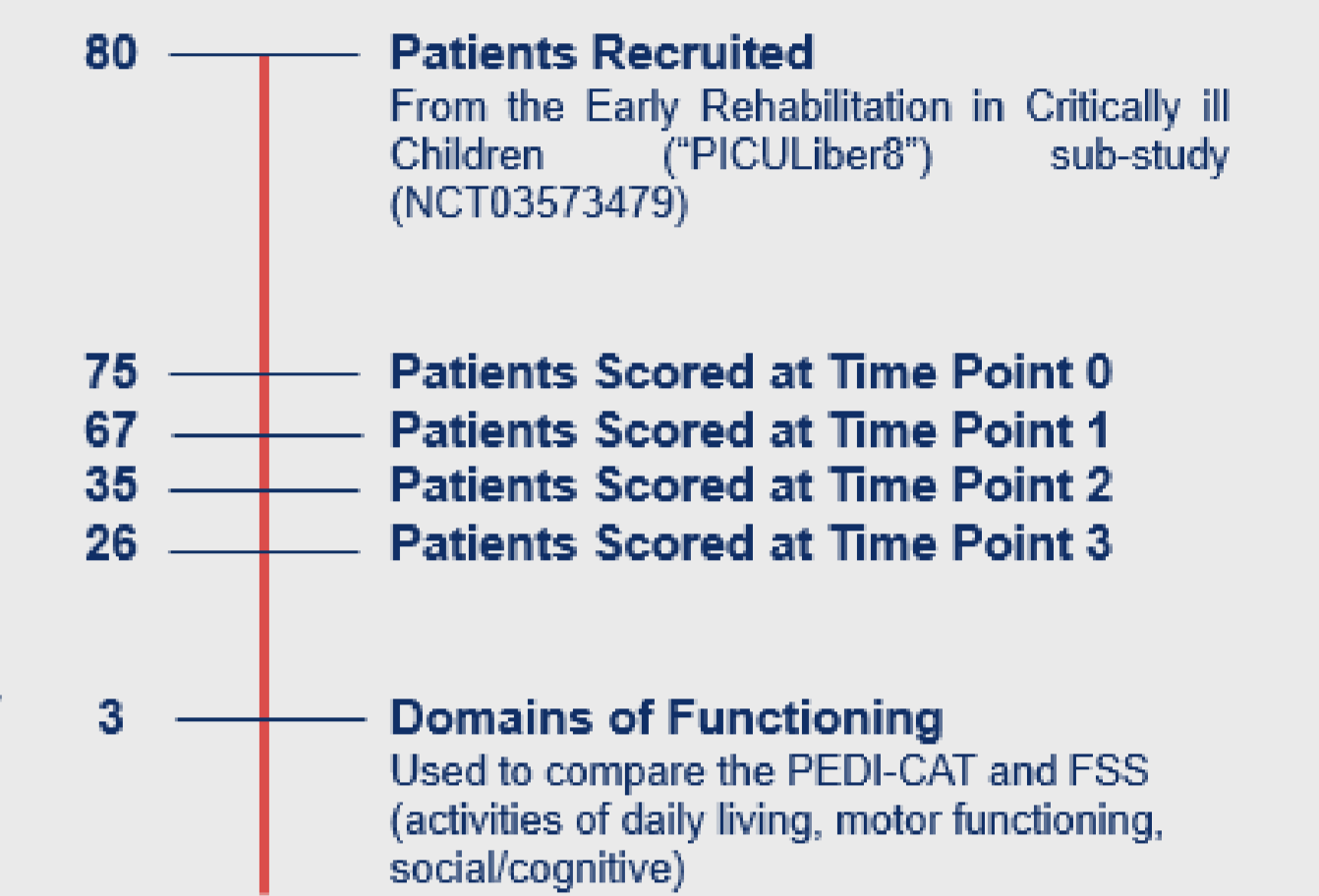
METHOD

Retrospective sub-study: Prospective PEDI-CAT scores extrapolated from Weecover/Liber8 study

Primary Outcome: agreement between the FSS and PEDI-CAT in classifying function as normal or abnormal

Secondary Outcome: agreement between the FSS and PEDI-CAT in classifying function as normal or mildly, moderately or severely impaired

Agreement was determined using Cohen's kappa



RESULTS

Agreement between FSS and PEDI-CAT to distinguish between normal and abnormal functioning:

- Fair for activities of daily living (k range 0.27 – 0.36)
- Fair to moderate for mobility function (k range 0.23 – 0.48)
- Poor to fair for social/cognitive function (k range 0.15 – 0.36)

Agreement between FSS and PEDI-CAT to distinguish level of function (normal, mildly impaired, moderately impaired, or severely impaired):

- Poor to fair for activities of daily living (k range 0.13 – 0.21)
- Poor to fair for mobility function (k range 0.05 – 0.23)
- Poor for social/cognitive function (k range 0.08 – 0.17)

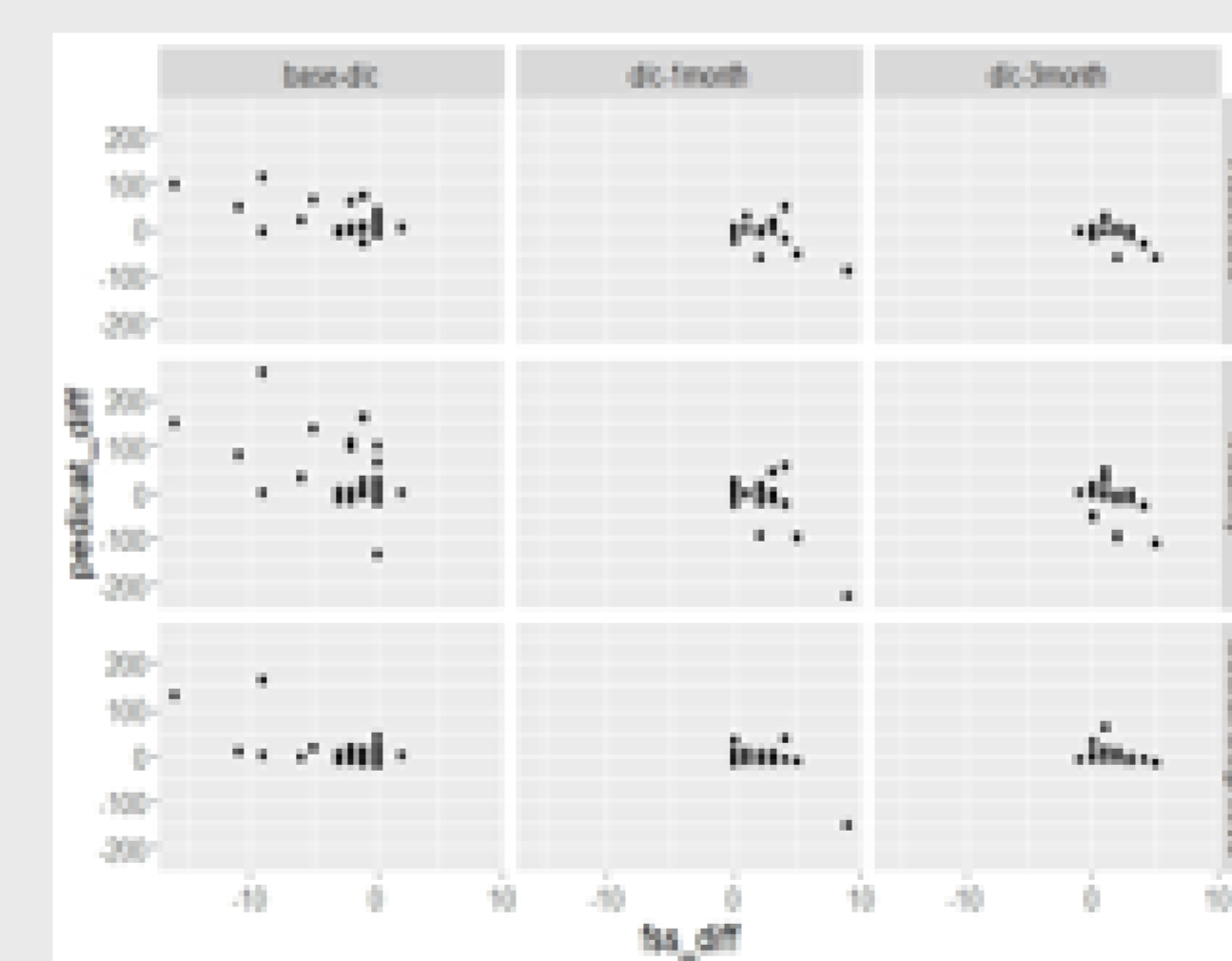


Figure 1: Plot of change in FSS sum score and PEDI-CAT domain score

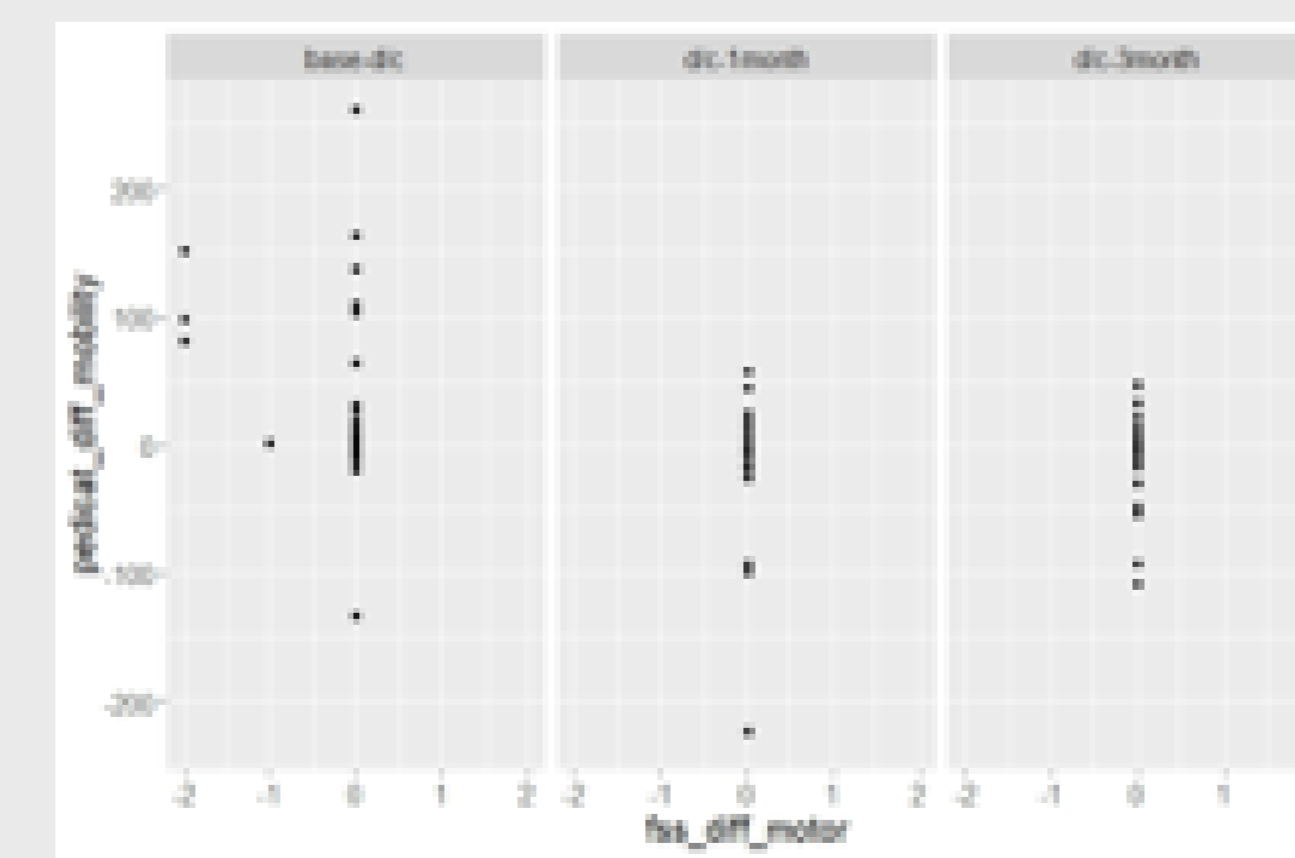


Figure 3: Plot of change in FSS motor score and PEDI-CAT mobility score

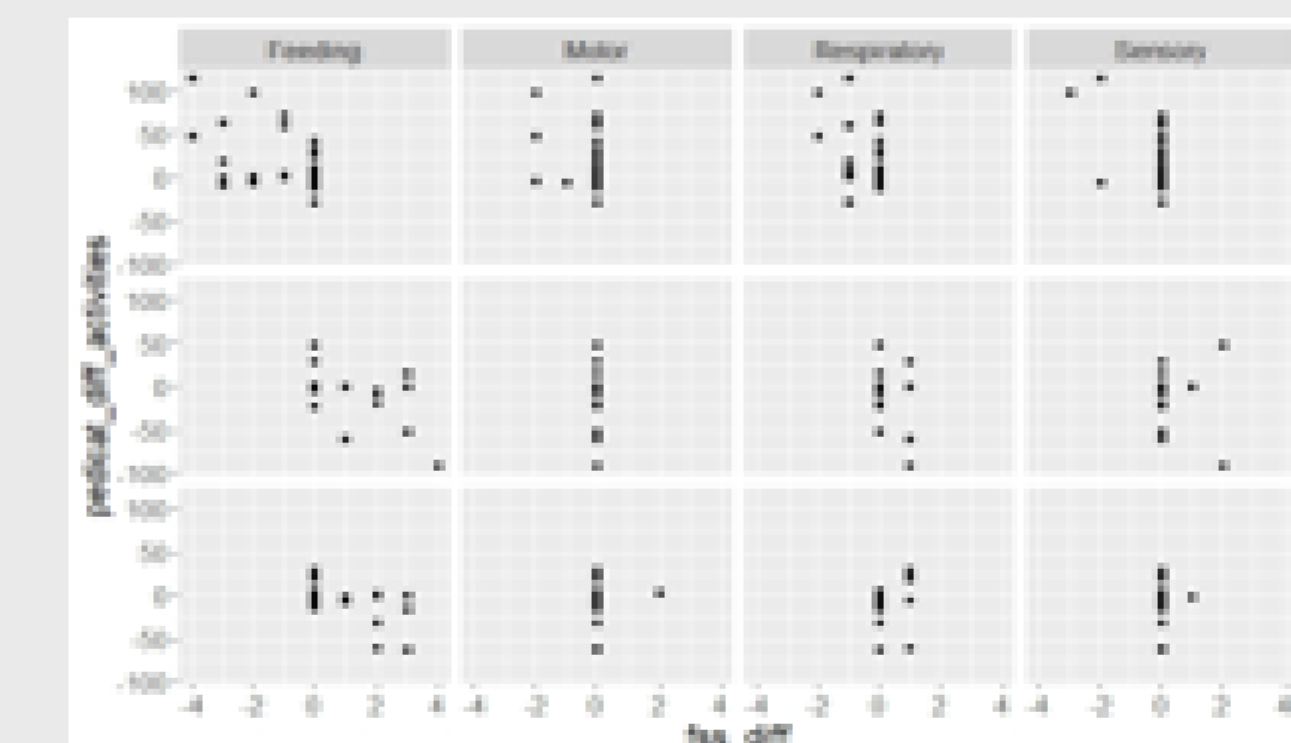


Figure 2: Plot of change in FSS domain score and PEDI-CAT activities score

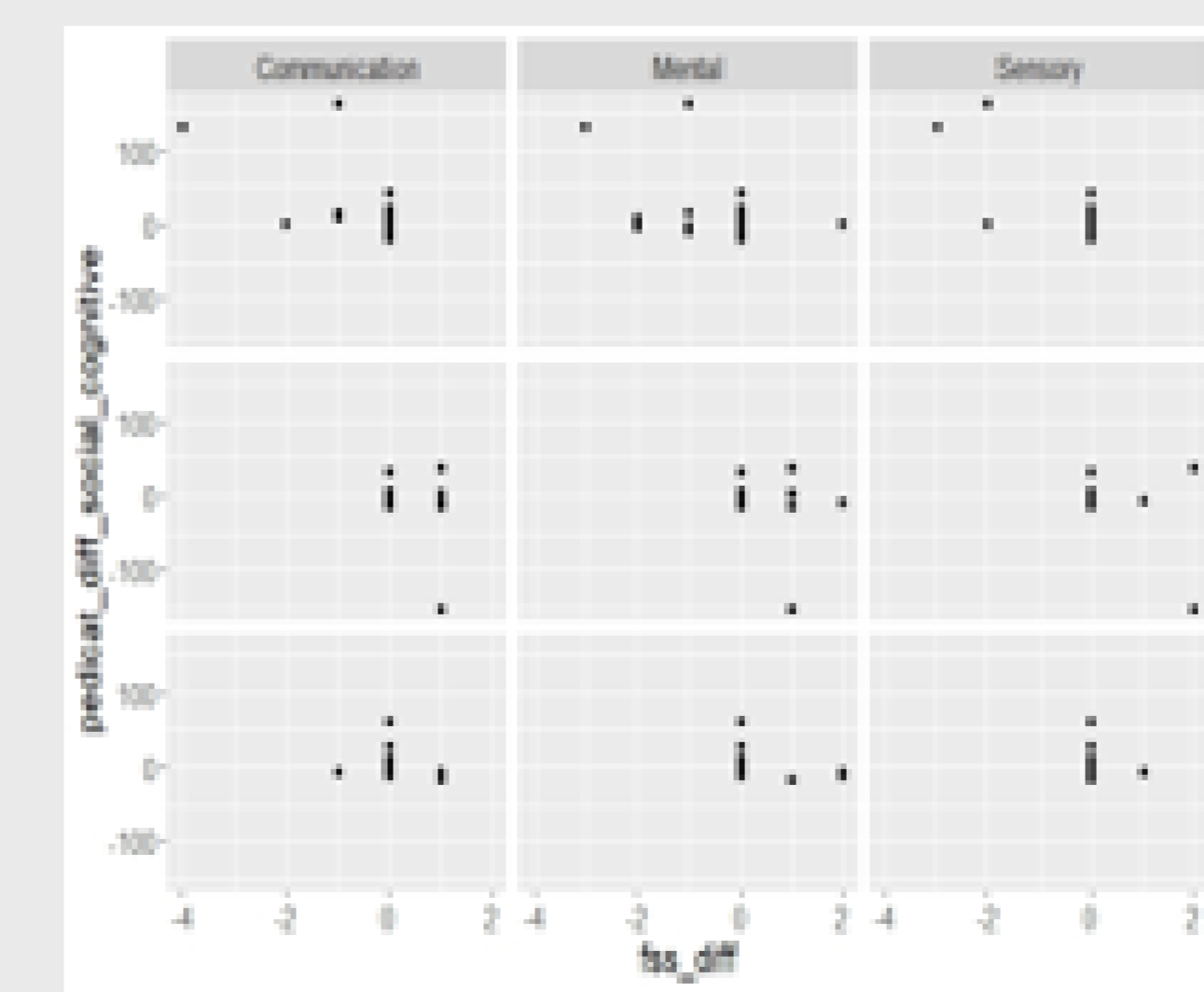


Figure 4: Plot of change in FSS domain score and PEDI-CAT social/cognitive score

CONCLUSION

FSS does not correlate well with PEDI-CAT in domains of functioning or degree of functioning

Patient-centered outcomes such as functioning should be measured through PROMs in critically ill children

Limitations include retrospective FSS scoring based on collected data and overall small sample size

ACKNOWLEDGEMENTS

Special thank you to Joycelyne Ewusie and to the patients and families of the McMaster PICU that participated in this study

REFERENCES

- Fayed, Nava, et al. "Priority Outcomes in Critically Ill Children: A Patient and Parent Perspective." *American Journal of Critical Care* 29(3) (2020): e04-e101.
- Choi, Cheng, et al. "Functional outcomes and physical impairments in pediatric critical care survivors: a scoping review." *Pediatric Critical Care Medicine* 17(3) (2016): e047-e055.
- Pinto, Noelle P., et al. "Long-term function after pediatric critical illness: results from the survivor outcomes study." *Pediatric Critical Care Medicine* 18(3) (2017): e152-e158.
- Fink, Erika L., et al. "A Case Outcome Set for Pediatric Critical Care." *Critical Care Medicine* 45(12) (2017): 1819-1823.
- Datta S, Chugh A, Akbarzad B, Sato L, Hawkes L, Savelle M. Patient-Reported Outcome Measures in Pediatric Intensive Care: A Systematic Review. *Front Pediatr*. 2020 Jul 28;8:304. doi: 10.3389/fped.2020.00304. PMID: 32859201; PMCID: PMC7399195.

AUTHORS

S. ALTAMINI¹, M. KAYE¹, S. BORHAN¹, K. CHOONG¹

1 McMaster University, Hamilton, Ontario

CONTACT INFORMATION

Sarah Altamimi
Email: Sarah.altamimi@medportal.ca

INTRODUCTION

The advancements in PICU care has led to improved survival, off-set by an increase in morbidity¹

Function and health-related quality of life should be included in Pediatric Intensive Care Core Outcome Sets

Two tools currently used to assess morbidity:

1. Pediatric Disability Inventory-Computer Adaptive Test (PEDI-CAT)

- Well-validated, computerized, patient and/or caregiver-reported outcome measurement (PROM) tool

2. Functional status scale (FSS)

- Clinician-applied tool⁴

OBJECTIVES

The objective of this study was to evaluate the agreement between the clinician-applied tool (FSS) and patient-reported tool (PEDI-CAT)

We hypothesized that the FSS will have poor agreement with the patient reported PEDI-CAT score

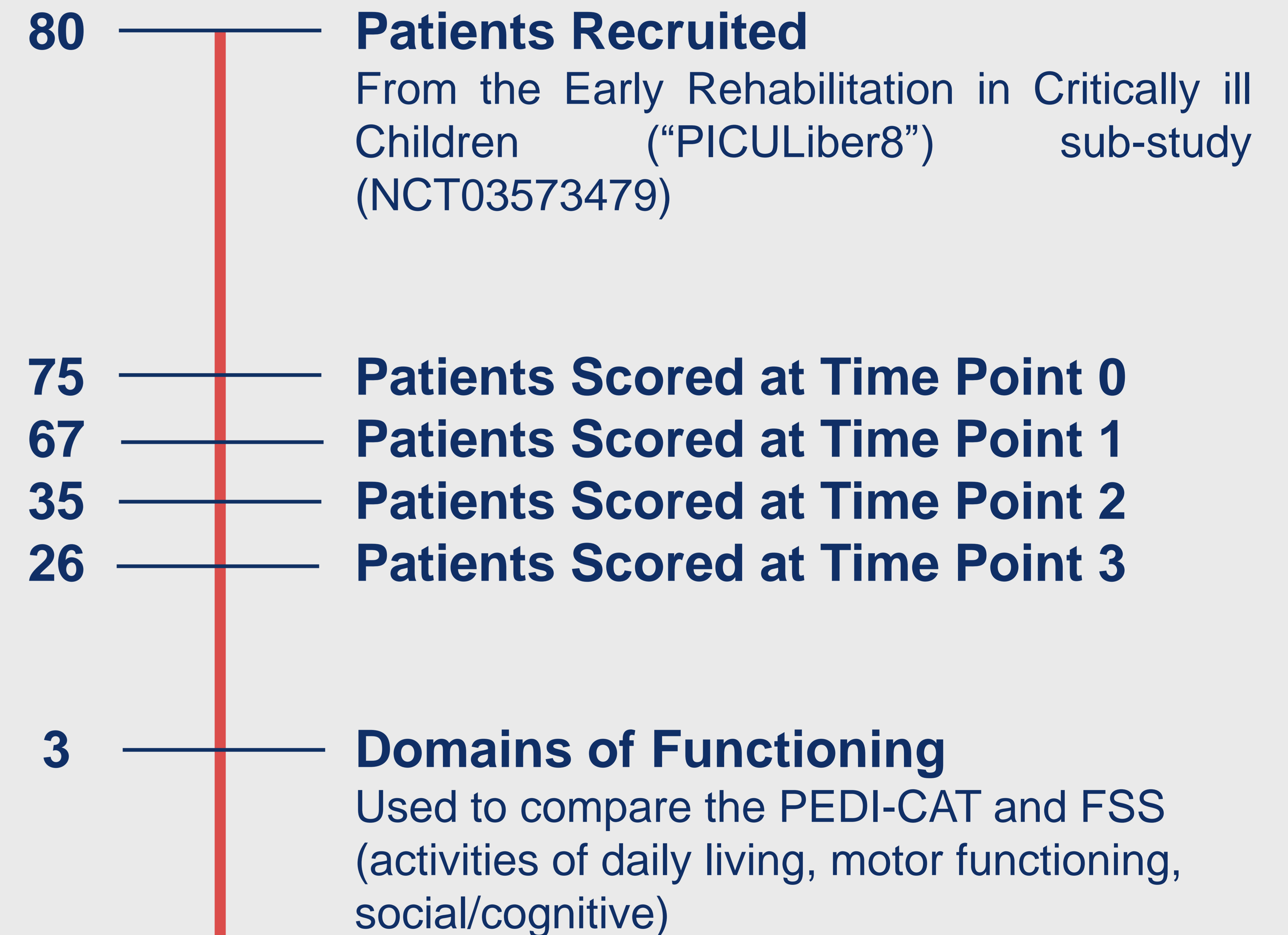
METHOD

Retrospective sub-study: Prospective PEDI-CAT scores extrapolated from Weecover/Liber8 study

Primary Outcome: agreement between the FSS and PEDI-CAT in classifying function as **normal or abnormal**

Secondary Outcome: agreement between the FSS and PEDI-CAT in **classifying function as normal or mildly, moderately or severely impaired**

Agreement was determined using **Cohen's kappa**



RESULTS

Agreement between FSS and PEDI-CAT to distinguish

between **normal and abnormal functioning**:

- Fair for activities of daily living (k range 0.27 – 0.36)
- Fair to moderate for mobility function (k range 0.23 – 0.48)
- Poor to fair for social/cognitive function (k range 0.15 – 0.36)

Agreement between FSS and PEDI-CAT to **distinguish level of function** (normal, mildly impaired, moderately impaired, or severely impaired):

- Poor to fair for activities of daily living (k range 0.13 – 0.21)
- Poor to fair for mobility function (k range 0.05 – 0.23)
- Poor for social/cognitive function (k range 0.08 – 0.17)

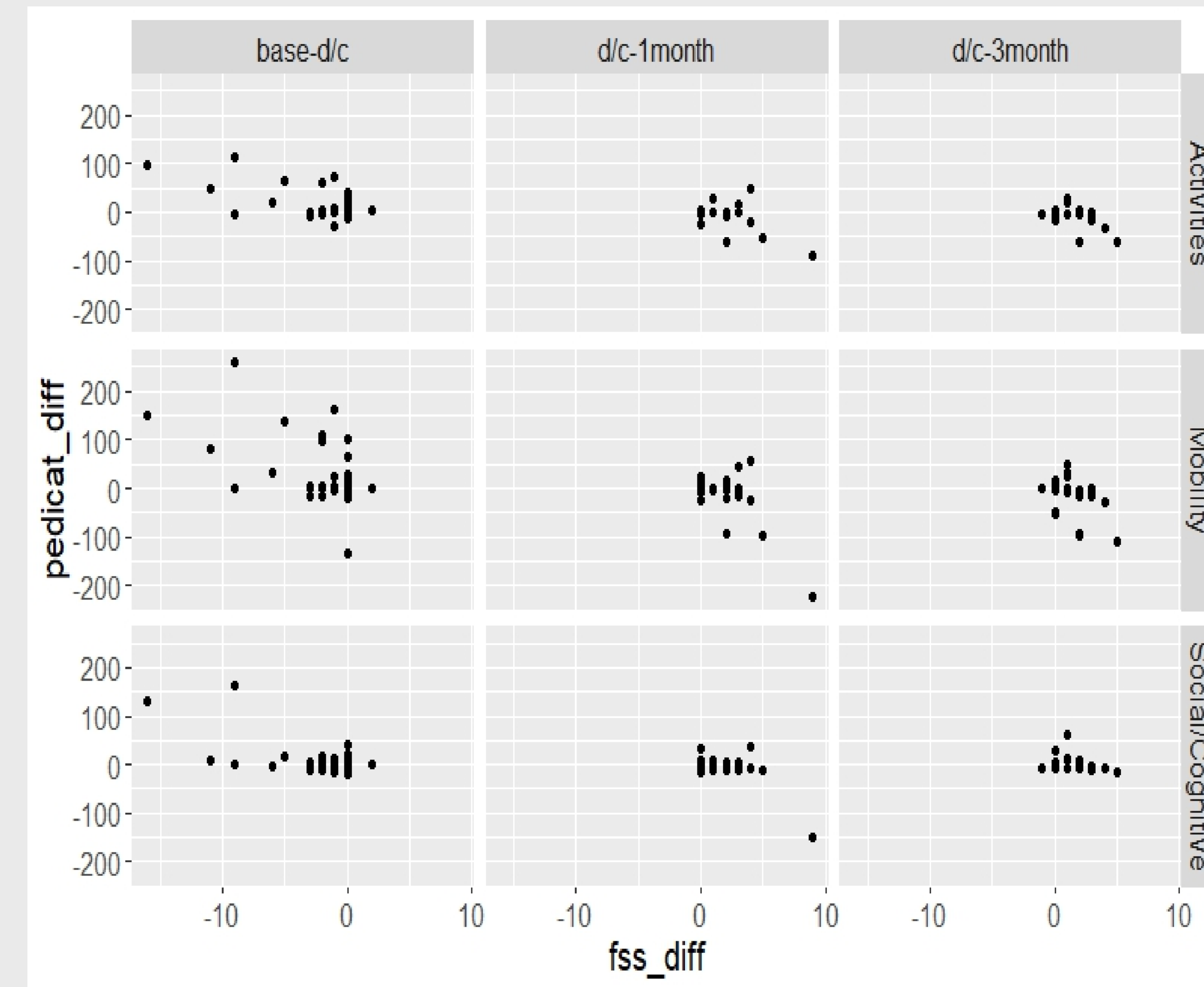


Figure 1: Plot of change in FSS sum score and PEDI-CAT domain score

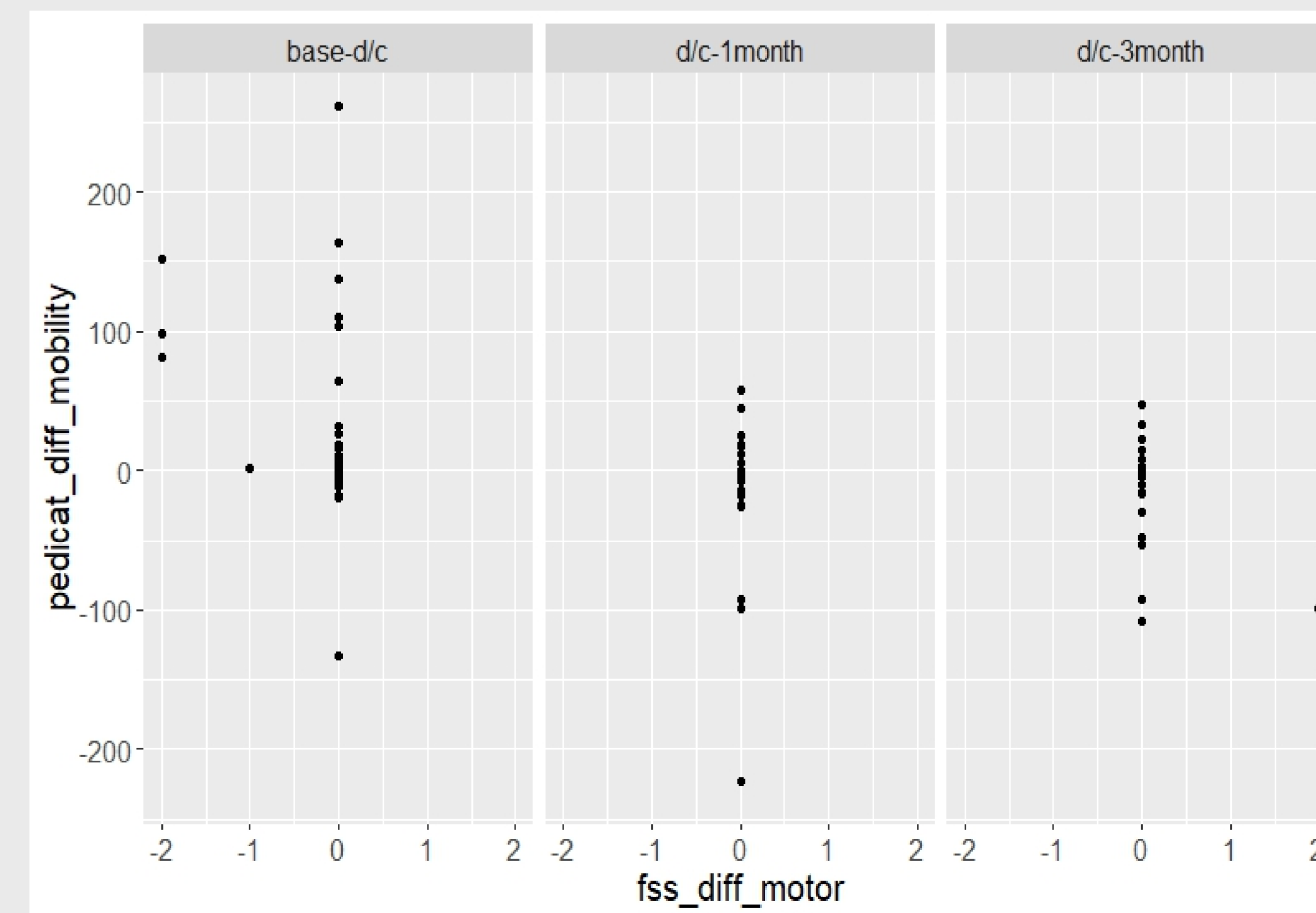


Figure 3: Plot of change in FSS motor score and PEDI-CAT mobility score

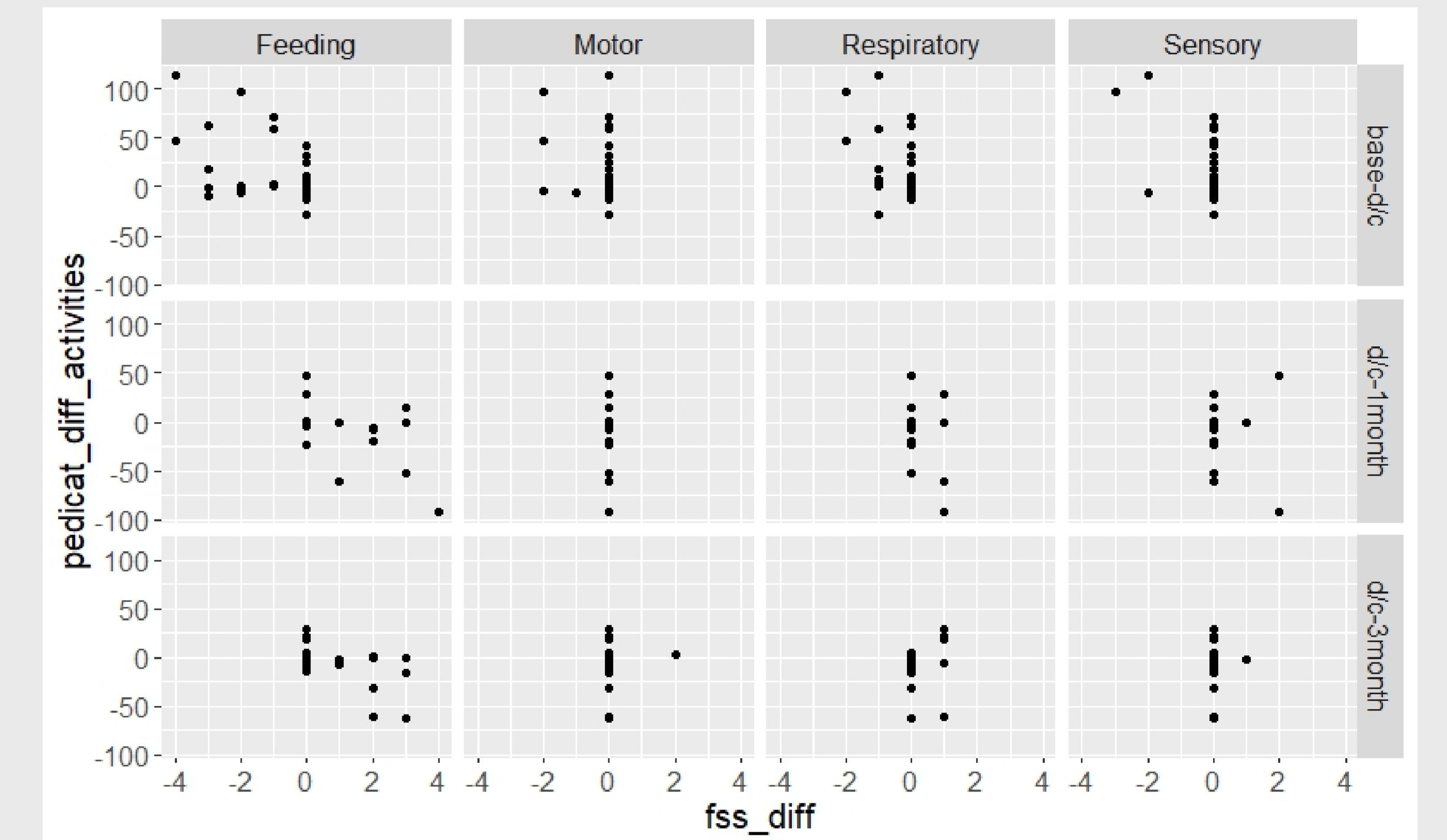


Figure 2: Plot of change in FSS domain score and PEDI-CAT activities score

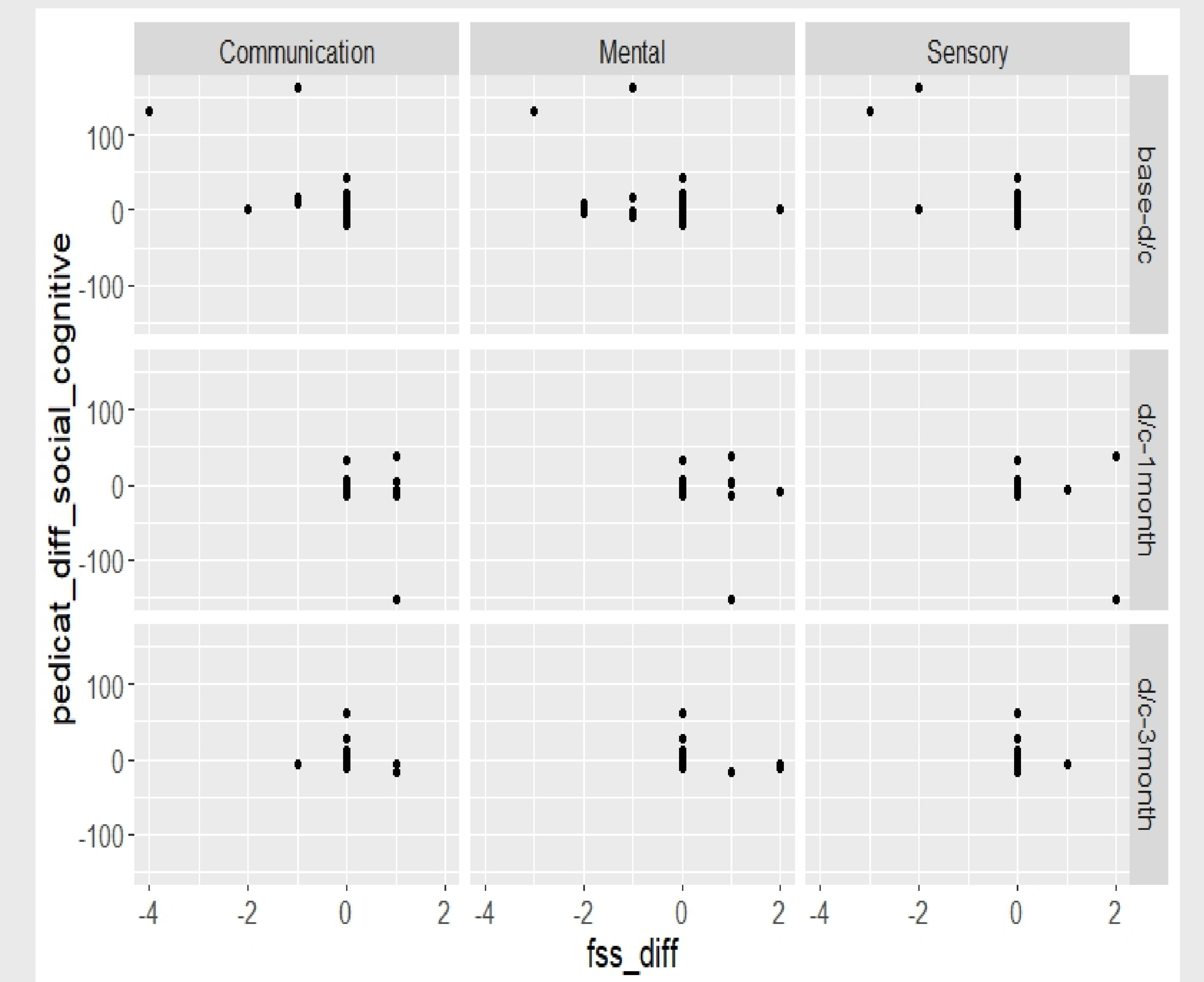


Figure 4: Plot of change in FSS domain score and PEDI-CAT social/cognitive score

CONCLUSION

FSS does not correlate well with PEDI-CAT in domains of functioning or degree of functioning

Patient-centered outcomes such as functioning should be measured through PROMs in critically ill children

Limitations include retrospective FSS scoring based on collected data and overall small sample size

ACKNOWLEDGEMENTS

Special thank you to Joycelyne Ewusie and to the patients and families of the McMaster PICU that participated in this study

REFERENCES

1. Fayed, Nora, et al. "Priority Outcomes in Critically Ill Children: A Patient and Parent Perspective." *American Journal of Critical Care* 29.5 (2020): e94-e103.
2. Ong, Chengsi, et al. "Functional outcomes and physical impairments in pediatric critical care survivors: a scoping review." *Pediatric Critical Care Medicine* 17.5 (2016): e247-e259.
3. Pinto, Neethi P., et al. "Long-term function after pediatric critical illness: results from the survivor outcomes study." *Pediatric Critical Care Medicine* 18.3 (2017): e122-e130.
4. Fink, Ericka L., et al. "A Core outcome set for pediatric critical care." *Critical care medicine* 48.12 (2020): 1819-1828.
5. Bele S, Chugh A, Mohamed B, Teela L, Haverman L, Santana MJ. Patient-Reported Outcome Measures in Routine Pediatric Clinical Care: A Systematic Review. *Front Pediatr.* 2020 Jul 28;8:364. doi: 10.3389/fped.2020.00364. PMID: 32850521; PMCID: PMC7399166.

CONTACT INFORMATION

Sarah Altamimi

Email: Sarah.altamimi@medportal.ca